





Description

Profile Projector [GP] for projection of gobos on a surface.

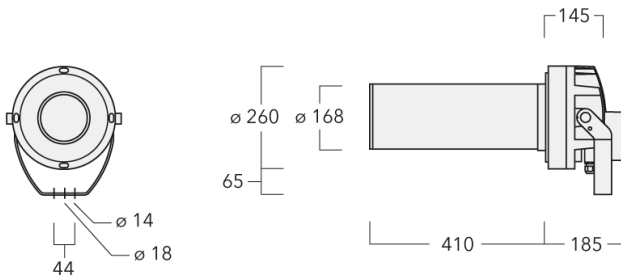
Spherical/triple flat convex lens system. Aperture angle ranges from 16.2-18.4°.

Gobo size B. Gobo outside diameter 86 mm, max printable area d = 60 mm. WE-EF recommends d = 48 mm.

IP66. Class I. IK07. Marine-grade, die-cast aluminum alloy. 5CE superior corrosion protection including PCS hardware. Silicone CCG® Controlled Compression Gasket. Safety glass main lens. One cable gland, second gland for through wiring on request. PMMA LED lenses. Integral driver, thermally separated. LED boards can be removed for upgrading.

Specify product with 7 Digit product code - Finish Color. Accessories, such as mounting, optical, and electrical, must be specified separately.

Example: XXX-XXXX-9004 (Black)
+ XXX-XXXX (Accessory 1)



Specifications

Material description

Body	Marine-grade, die-cast aluminum alloy			
Colors	RAL9004	RAL9016	RAL8019	RAL9007
	Signal black	Traffic white	Grey brown	Grey aluminium
Gasket	Silicone CCG® Controlled Compression Gasket			
Ingress protection	IP66			
Impact resistance	IK07			

Electrical description

Power supply	Integral [ECG] electronic driver 120V-277V. 0-10V dimmable, to be specified with order.
Driver / Ballast	Integral EC electronic converter with 0-10V dimming, thermally separated
Surge protection	Integral 10kV Surge Protector
Energy efficiency	C-D (Light source)

Additional information

Listings	ETL, UL-1598, CSA-C22.2#250.0. Suitable for Wet Locations.
Windage	1.073
Lifetime	Ta=25°/40° L90B10 > 90000h

Options

Light distribution



[GP] symmetric Gobo-Projector

Color temperature

Nominal Watt



2200K

36 W


48 W



2700K




3000K



4000K

Configurations

Light distribution	Part ID	Light source	Delivered lumens	Rated input power	CRI
 <p>[GP] symmetric Gobo-Projector</p>	139-2987_us	LED-1/36W/2200K	1980.3 lm	36 W	80
	139-2987_us	LED-1/36W/2200K	1814.3 lm	36 W	80
	139-2989_us	LED-1/36W/2700K	2321.1 lm	36 W	80
	139-2989_us	LED-1/36W/2700K	2126.6 lm	36 W	80
	139-2991_us	LED-1/36W/3000K	2341.8 lm	36 W	80
	139-2991_us	LED-1/36W/3000K	2145.5 lm	36 W	80
	139-2993_us	LED-1/36W/4000K	2509.9 lm	36 W	80
	139-2993_us	LED-1/36W/4000K	2299.5 lm	36 W	80
	139-2988_us	LED-1/48W/2200K	2528.3 lm	48 W	80
	139-2988_us	LED-1/48W/2200K	2316.4 lm	48 W	80
	139-2990_us	LED-1/48W/2700K	2963.6 lm	48 W	80
	139-2990_us	LED-1/48W/2700K	2715.1 lm	48 W	80
	139-2992_us	LED-1/48W/3000K	2991.2 lm	48 W	80
	139-2992_us	LED-1/48W/3000K	2740.5 lm	48 W	80
	139-2994_us	LED-1/48W/4000K	3205.3 lm	48 W	80
	139-2994_us	LED-1/48W/4000K	2936.7 lm	48 W	80